


W<sup>th</sup> REM sleep behavior disorder  
Study group meeting  
CAROLINUM PRAHA  
OCTOBER 11-13 2014





11<sup>th</sup> International RBD Study Group Meeting

October 11<sup>th</sup> – 13<sup>th</sup>, 2017

Prague, Czech Republic

## Wednesday October 11<sup>th</sup>

**20:00 Get-together cocktail (Caffé Restaurant Adria, Národní 36, Prague 1)**

## Thursday October 12<sup>th</sup>

**7:30 - 8:00 Registration**

**8:00 - 9:00 Opening and honor lecture Chairs: I. Arnulf, K. Šonka**

I. Arnulf, K. Šonka: Opening

Z. Gan-Or, G. Rouleau: Genetics of RBD and conversion to synucleinopathies

**9:00 - 10:30 Biomarkers and new technology Chairs: M. Hu, P. Jennum**

E. Antelmi, G. Plazzi: Skin biopsy and p- $\alpha$ -syn deposits in iRBD: up-date

A. Iranzo: Excessive daytime sleeping as a marker of synucleinopathy in IRBD

E.K. St. Louis, A.R. Boeve, P. Timm, S.J. McCarter, D. Sandness, M.H. Silber, B.F. Boeve: Neurodegenerative biomarker frequency in idiopathic REM sleep behavior disorder at baseline in the Mayo Clinic prospective RBD registry

A. Soria-Frisch, M. Castellano, D. Ibáñez, E. Kroupi, J. Montplaisir, J.-F. Gagnon, R. Postuma, W. Oertel, G. Ruffini: Machine learning decision support system for alpha-synucleinopathies prognosis and diagnosis based on EEG

J. Rusz: Speech analysis reveals prodromal markers of neurodegeneration in RBD

S. Arora, T. Barber, C. Lo, M. Rolinski, M. Lawton, F. Baig, C. Ruffmann, W.H. Oertel, T. Quinnell, G. Denis, Z. Zaiwalla, Y.B. Shlomo, M. Little, M. Hu: The use of wearable technology to delineate and stratify RBD

**10:30 - 11:00 Coffee break**

**11:00 - 12:30 Imaging Chairs: W.H. Oertel, D. Arnaldi**

M. Miyamoto, T. Miyamoto: The prospective study of nigrostriatal dopaminergic function using by FMT-PET in idiopathic REM sleep behavior disorder

D. Arnaldi, S. Morbelli, F. Nobili: Usefulness of DAT SPECT as a stratification biomarker for neuroprotective trial: where are we?

S. Meles, A. Janzen, G. Mayer, M. Luster, J. Booij, K.L. Leenders, W.H. Oertel: Fluoro-Deoxy-Glucose PET in RBD and PD

P. Dušek: Multi-modality imaging of neurodegeneration in RBD

J.F. Gagnon: Changes in cortical and subcortical gray matter linked to cognitive impairment and motor deficits in RBD

Discussion

**12:30 - 13:30 Lunch**

**13:30 - 15:00 Clinical and electrophysiological examination Chairs: L. Ferini Strambi, M. Partinen**

I. Arnulf: Sleepwalking in RBD

A. Stefani, B. Högl: Evaluation of different RBD questionnaires in a mixed sleep lab population: utility and limits


C.H. Schenck: RBD screening and treatment outcome questionnaires should include the bed partners

T. Sasai-Sakuma, N. Takeuchi, Y. Inoue: Gender difference in clinical symptoms and polysomnographic variables in RBD

P. Jennum: Electromyographic pattern in RBD – validation of available methods

D. Espinoza, T. Córdova, J. Díaz, A. Bassi, E.A. Vivaldi, A. Ocampo-Garcés: Envelope analysis of electromyogram in REM Sleep Behavior Disorder patients

**15:00 - 15:30 Coffee break**



**15:30 - 17:00 Clinical aspects and phenoconversion Chairs: B. Högl, C.H. Schenck**

J. Nisser, S. Derlien, P. Bublak, M. Schwab, O.W. Witte, U. Smolenski, T. Schultze, S. Rupperecht: Mild motor abnormalities in 'idiopathic' REM sleep behavior disorder: a diagnostic window to early neurodegeneration

E. Růžička: Tiny disturbances of eye movements are linked to an executive dysfunction in RBD

Y.K. Wing: Depression and RBD - on update

E.K. St. Louis, A.R. Boeve, P. Timm, S.J. McCarter, D. Sandness, M.H. Silber, B.F. Boeve: Phenoconversion to synucleinopathy in women with REM sleep behavior disorder

T. Miyamoto, M. Miyamoto: Lewy body disease status in idiopathic REM sleep behaviour disorder: an observational cohort study

Discussion

**17:00 - 18:00 Business meeting**

**20:00 Boat ride on Vltava river with dinner**

## Friday October 13<sup>th</sup>

**8:30 - 10:00 Basic research and anti-IgLON5 disease Chairs: B.F. Boeve, D. Kunz**

J. Peever: Circuit mechanisms of REM sleep in RBD

P.H. Luppi: Genetic rat models of RBD obtained by inactivating glutamate or GABA/glycine neurons

A. Heintz-Buschart, B. Mollenhauer, A. Janzen, G. Mayer, C. Trenkwalder, W.H. Oertel, P. Wilmes: Microbiom analysis in stool of RBD versus PD versus healthy controls – a pilot study

J. Bušková, Z. Bendová, J. Kopřivová, A. Bartoš, K. Šonka: Circadian rhythms of melatonin and clock gene expression in idiopathic RBD

M.L. Fantini, C. Beal, G. Sescousse, C. Chassain, M. Ulla, A. Marques, N. Vitello, B. Pereira, F. Durif: Abnormal activity of the reward system in RBD: an fMRI study

A. Heidbreder: RBD in anti-IgLON5 disease

**10:00 - 10:30 Coffee break**

**10:30 - 13:00 RBD in other diseases, treatment and IRBDSG common project Chairs: R. Manni, A. Videnovic**

G. Mayer, A. Rodenbeck, K. Kesper: Dose dependent suppression of muscle tone in REM and NREM sleep by sodium oxybate in patients with narcolepsy

M. Partinen, A. Ylikoski: Symptoms of RBD in patients with PD related to mortality in a cohort of PD patients. A 4-year prospective follow-up study

B. Boeve (*on behalf of Yo-El Ju and the NAPS Consortium*): Neuroprotective treatment trial planning in REM sleep behavior disorder: The NAPS Consortium and protocol

Y. Inoue, K. Matsui, T. Sasai-Sakuma: Yokukansan (Yi-Gan San) treatment on rapid eye movement sleep behavior disorder: results from 42 patients

R. Postuma: Outcomes in RBD - Our common project

Final discussion

**13:00 - 14:00 Farewell lunch**


**Local Scientific Committee**

Evžen Růžička

Jitka Bušková

Soňa Nevšímalová

Karel Šonka



## International RBD Study Group

**President: Isabelle Arnulf**

**Secretary: Aleksandar Videnovic**

**Treasurer: Yun Kwok Wing**

## Under Auspices of

**Prof. PhDr. Stanislav Štech, CSc., Minister of Education, Youth and Sports**

**Prof. MUDr. Aleksi Šedo, DrSc., Dean of the First Faculty of Medicine, Charles University, Prague**

## Supported by

**Alzheimer nadační fond**



## Unconditional support granted by

**JAZZ Pharmaceutical**

**UCB Pharma**

**ResMed CZ**

**MUDr. Pavel Čelakovský – Lékařská elektronika**

## Co-organizers of the 11<sup>th</sup> International RBD Study Group Meeting

**Hennerův nadační fond**

[www.hnfond.cz](http://www.hnfond.cz)



## Department of Neurology and Center of Clinical Neuroscience

First Faculty of Medicine, Charles University  
and General University Hospital in Prague

## Organizing Secretariat

**Ing. Hana Kašánková**

address: Jiráskova 128, 252 25 Jinočany, Czech Republic

phone: +420 602 343 935

e-mail: [hanakast@seznam.cz](mailto:hanakast@seznam.cz)

## Meeting bank account:

Bank: Fio banka, V Celnici 1028/10, 117 21 Prague 1

Account Holder: Hana Kašánková

IBAN: CZ8020100000002101213522

BIC/SWIFT: FIOBCZPPXXX